

Signify Classified - Internal  
Cooper Lighting Solutions Photometric Lab  
1121 Highway 74 South  
Peachtree City, GA 30269



Scaled data based on original data using  
LM-79-08 Approved Method: Electrical and Photometric Measurements of Solid-  
State Lighting Products

Test Report Prepared for  
Cooper Lighting Solutions  
(formerly Eaton)

Brand: LUMARK

Report Number: P980982

Luminaire Tested: **NFFLD-L-C100-7050-66**

Issue Date: 04/10/2025



**Test Information**

Test Method: LM-79-08  
Report Number: P980982  
Test Lab: INNOVATION CENTER(G2)  
Issue Date: 04/10/2025  
Manufacturer: COOPER LIGHTING SOLUTIONS (FORMERLY EATON)  
Product Line: LUMARK  
Catalog Number: NFFLD-L-C100-7050-66  
Description: LUMARK NIGHT FALCON LARGE SIZE 250W 70CRI 5000K LED FIXTURE NEMA 6  
Light Source: (4) 5000K CCT, 70 CRI LEDS  
Ballast/Driver: ELECTRONIC DRIVER

**Summary**

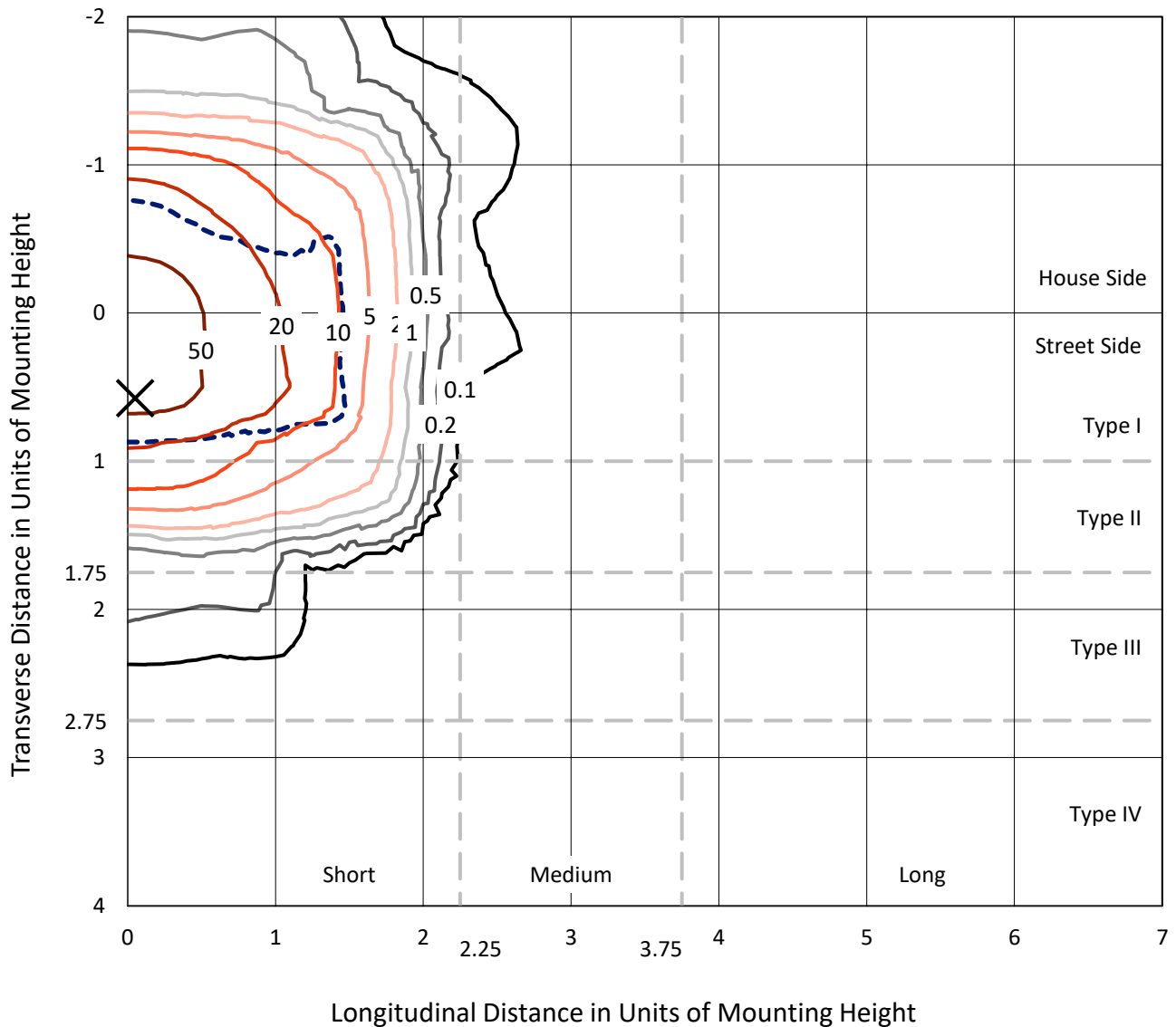
Lumens per Lamp: N/A  
Luminaire Lumens: 41915.1 lumens  
Efficiency: N/A  
Efficacy: 165.7 lumens/watt  
Luminous Opening: Rectangular (W 1' x L: 0.67' x H: 0')  
IES Classification: Type I - Short  
BUG Rating: B5 - U0 - G2

Input Watts (W): 253  
Input Voltage (V): 120  
Input Current (Ain): NR  
Voltage Rise (V): NR  
Power Factor: 0.99  
Total Harmonic Distortion (THDi): 3.35%  
Frequency (hertz): 60  
Stabilization Time: NR  
Operation Time: NR  
Ambient Temperature (°C): NR  
Test Distance: 28.75 FT

REPORT NUMBER: P980982  
 CATALOG NUMBER: NFFLD-L-C100-7050-66

### Iso-Footcandle Lines of Horizontal Illumination

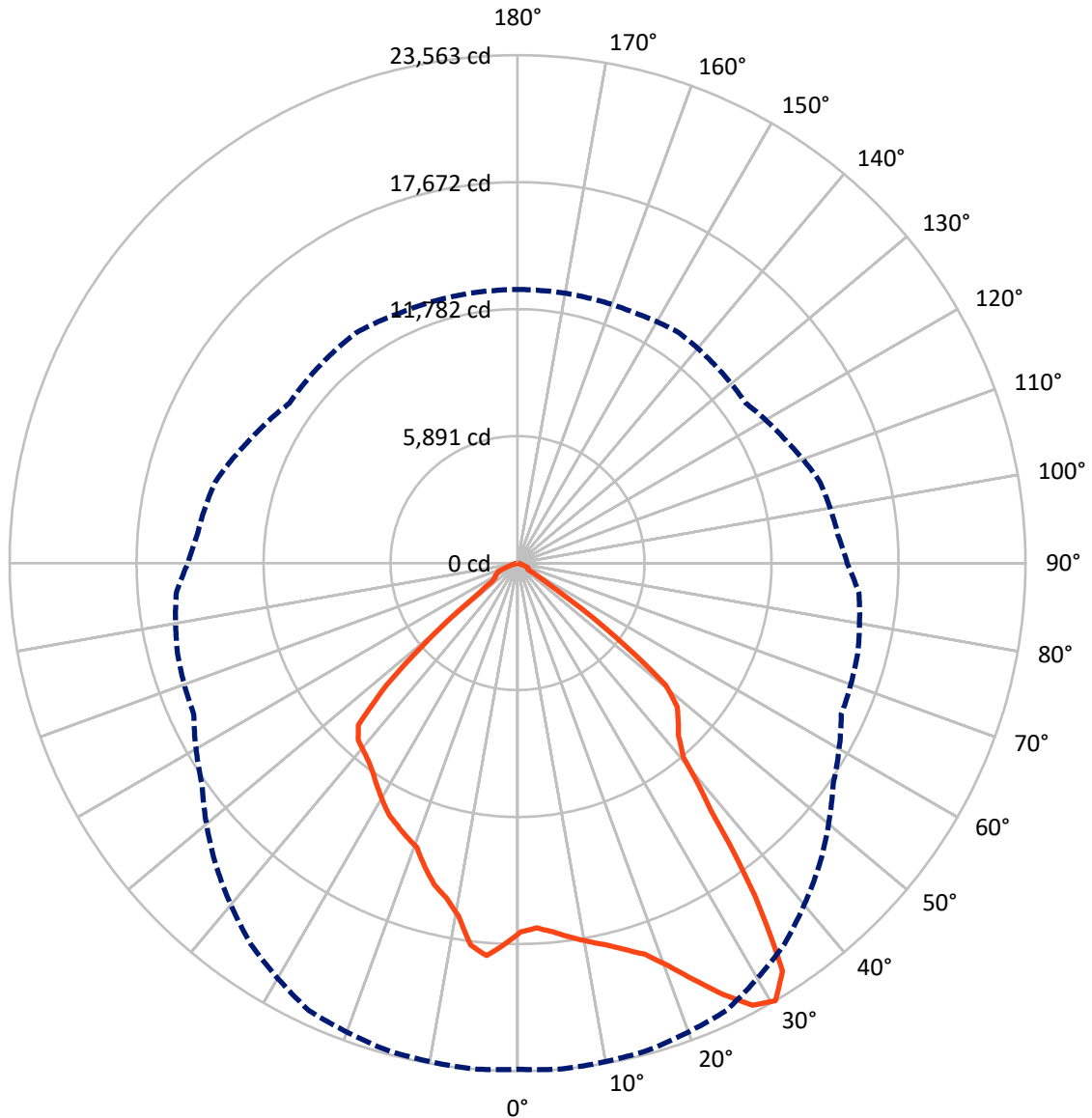
× Max cd  
 - - - 1/2 Max cd



Based on 15 foot mounting height. Maximum calculated value = 77.9 fc  
 Type I - Short - N/A

REPORT NUMBER: P980982  
CATALOG NUMBER: NFFLD-L-C100-7050-66

### Luminous Intensity Polar Plot



— Vertical Plane Through 5-Deg Lateral      - - - Horizontal Cone Through 30-Deg Vertical

REPORT NUMBER: P980982  
 CATALOG NUMBER: NFFLD-L-C100-7050-66

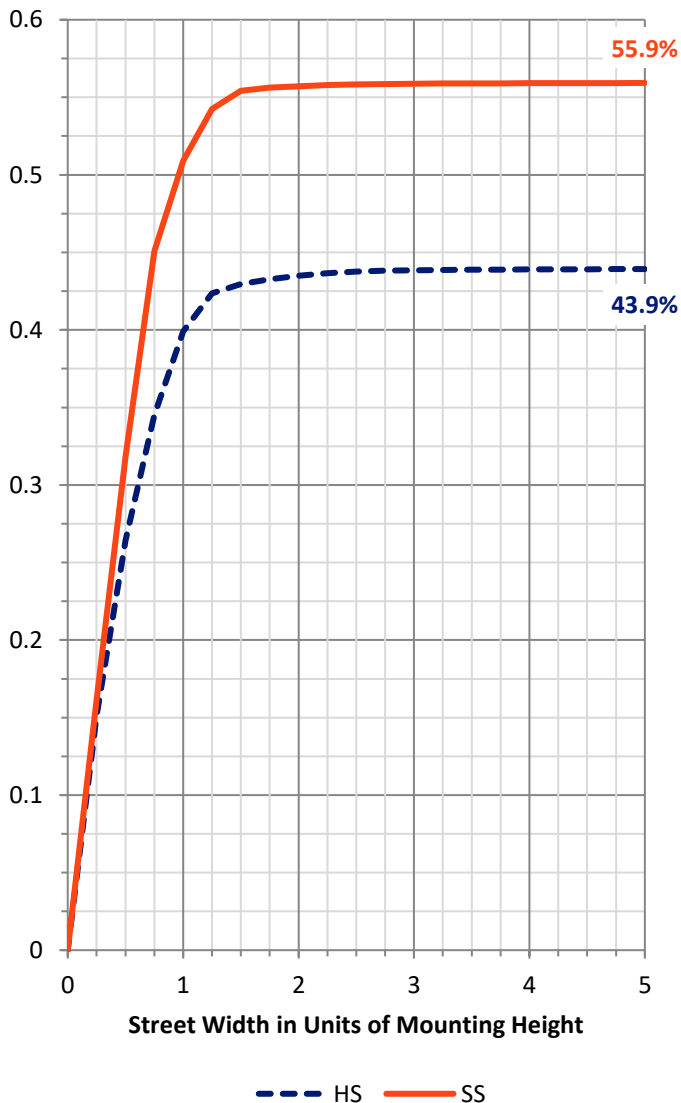
**FLUX DISTRIBUTION:**

		Downward	Upward	Total
<b>House Side</b>	Lumens	18538.6	0.0	18538.6
	% Fixture	44.2	0.0	44.2
<b>Street Side</b>	Lumens	23376.5	0.0	23376.5
	% Fixture	55.8	0.0	55.8
<b>Total</b>	Lumens	41915.1	0.0	41915.1
	% Fixture	100.0	0.0	100.0

**Coefficient of Utilization**

**ZONAL LUMENS:**

Zone	Lumens	% Fixture
0°-10°	1673.6	4.0
10°-20°	4848.1	11.6
20°-30°	7725.9	18.4
30°-40°	9658.6	23.0
40°-50°	9478.4	22.6
50°-60°	6776.5	16.2
60°-70°	1499.3	3.6
70°-80°	230.3	0.5
80°-90°	24.4	0.1
90°-100°	0.0	0.0
100°-110°	0.0	0.0
110°-120°	0.0	0.0
120°-130°	0.0	0.0
130°-140°	0.0	0.0
140°-150°	0.0	0.0
150°-160°	0.0	0.0
160°-170°	0.0	0.0
170°-180°	0.0	0.0
0°-90°	41915.1	100.0
0°-180°	41915.1	100.0



REPORT NUMBER: P980982

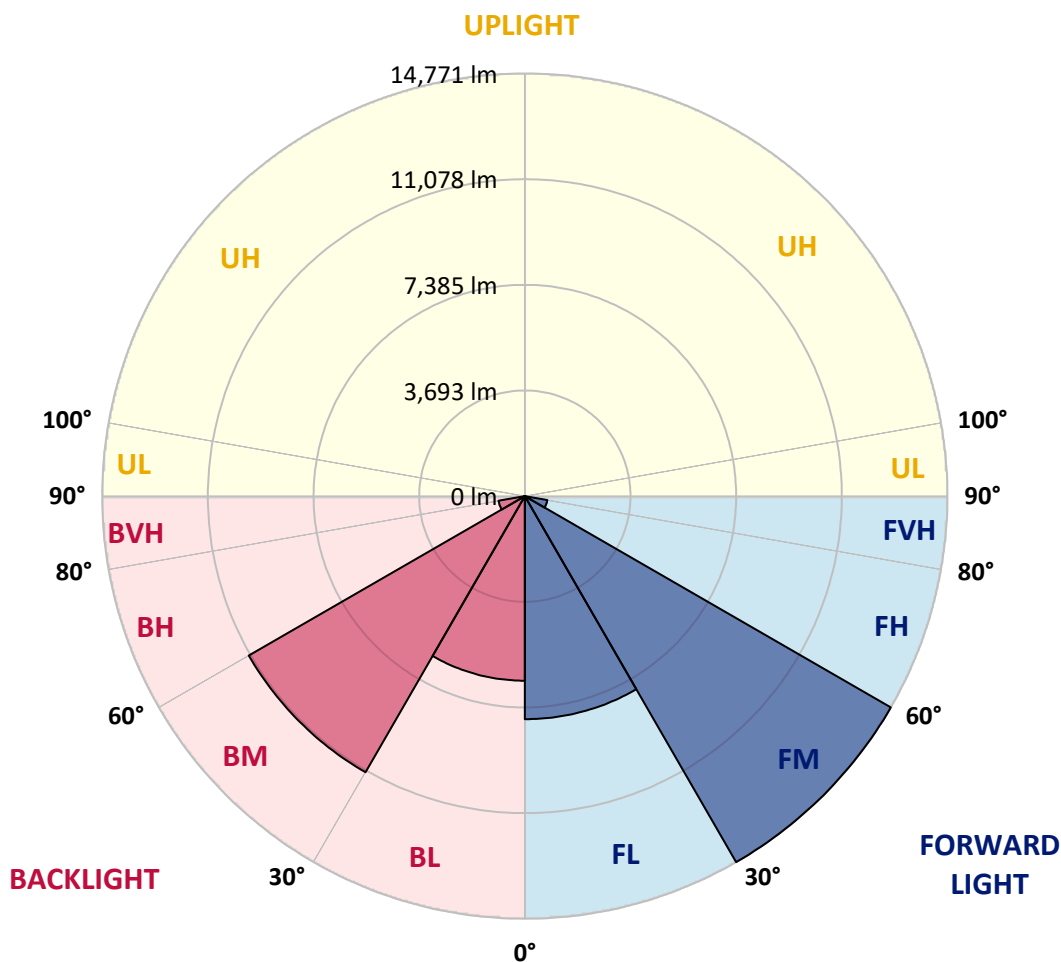
CATALOG NUMBER: NFFLD-L-C100-7050-66

**LUMINAIRE CLASSIFICATION SYSTEM LUMEN TABLE AND BUG RATING:**

Zone	Lumens	% Fixture	Zone Rating/Lumen Limit		
			B	U	G
FL (0°-30°)	7795.8	18.6			
FM (30°-60°)	14770.9	35.2			
FH (60°-80°)	797.5	1.9			G1/1800
FVH (80°-90°)	12.3	0.0			G1/100
BL (0°-30°)	6451.8	15.4	B5		
BM (30°-60°)	11142.6	26.6	B5		
BH (60°-80°)	932.2	2.2	B2/1000		G2/1000
BVH (80°-90°)	12.1	0.0			G1/100
UL (90°-100°)	0.0	0.0		U0/0	
UH (100°-180°)	0.0	0.0		U0/0	

**BUG Rating: B5-U0-G2**

Type I Short





REPORT NUMBER: P980982  
 CATALOG NUMBER: NFFLD-L-C100-7050-66

**CANDELA DISTRIBUTION (FULL):**

	0°	5°	15°	25°	35°	45°	55°	65°	75°	85°	90°
0°	17108.3	17108.3	17108.3	17108.3	17108.3	17108.3	17108.3	17108.3	17108.3	17108.3	17108.3
2.5°	16916.8	16944.2	16971.5	17012.6	17067.3	17094.6	17067.3	17039.9	17026.2	17053.6	17067.3
5°	17149.3	17190.3	17204.0	17231.4	17258.7	17231.4	17217.7	17190.3	17176.7	17190.3	17231.4
7.5°	17491.2	17518.6	17504.9	17491.2	17477.5	17381.8	17286.1	17245.0	17245.0	17286.1	17395.5
10°	17792.1	17846.8	17778.4	17723.7	17628.0	17477.5	17313.4	17217.7	17245.0	17327.1	17463.9
12.5°	18175.0	18175.0	18106.6	18051.9	17833.1	17655.3	17436.5	17286.1	17286.1	17436.5	17586.9
15°	18640.0	18598.9	18571.6	18421.2	18161.3	17874.1	17600.6	17381.8	17340.8	17573.3	17669.0
17.5°	19228.0	19077.6	19009.2	18749.4	18393.8	18024.6	17655.3	17477.5	17354.5	17600.6	17491.2
20°	20034.9	19925.5	19706.7	19296.4	18571.6	18092.9	17655.3	17422.8	17327.1	17463.9	17354.5
22.5°	21074.2	21005.9	20513.5	19993.9	19036.6	18147.6	17586.9	17272.4	17245.0	17176.7	16944.2
25°	22346.1	22168.3	21662.3	20923.8	19734.0	18681.0	17573.3	16998.9	16903.2	16725.4	16315.1
27.5°	23426.5	23235.0	22619.6	21963.2	20691.3	19474.2	17682.7	16670.7	16561.3	16438.2	15932.2
30°	23481.2	23563.2	23399.1	22906.8	21580.2	19802.4	17874.1	16574.9	16328.8	15891.2	15289.4
32.5°	22373.4	22564.9	22961.5	23139.3	22250.4	20199.0	18038.2	16616.0	16164.7	15111.6	14619.3
35°	18585.3	18968.2	20595.6	22127.3	22441.8	20773.4	18175.0	16616.0	16110.0	14550.9	14168.0
37.5°	14277.4	14592.0	15973.2	18749.4	21593.9	21128.9	18475.9	16520.2	16041.6	14592.0	14072.3
40°	11665.4	11843.2	12444.9	14332.1	18612.6	20540.9	18776.7	16629.6	15836.5	14619.3	14127.0
42.5°	10954.2	10940.6	10817.5	11514.9	14195.4	18817.8	18981.9	16903.2	15494.6	14441.5	14031.3
45°	10475.6	10448.2	10338.8	10475.6	11227.7	15398.8	18831.4	17395.5	15070.6	13812.5	13538.9
47.5°	9955.9	9969.6	9928.6	9983.3	9846.5	11692.7	17983.5	17600.6	14345.8	12759.4	12663.7
50°	8711.4	8916.6	9463.6	9518.3	9162.7	9436.2	15398.8	17504.9	13826.1	12458.6	12376.5
52.5°	5415.6	5743.8	7357.5	8725.1	8520.0	8520.0	11747.4	17641.6	12896.2	12349.2	12403.9
55°	1914.6	2160.8	3938.6	6003.6	7631.0	7781.5	9285.8	15699.7	12786.8	12540.6	12595.3
57.5°	478.6	588.1	1203.5	2598.4	5142.1	7056.7	8301.1	12964.6	9709.7	9367.8	9504.6
60°	560.7	547.0	752.2	834.2	1996.7	5579.7	7480.6	8752.4	6263.5	5866.9	5935.3
62.5°	601.7	560.7	588.1	738.5	328.2	2735.1	5962.6	5210.4	2584.7	1914.6	2024.0
65°	533.4	506.0	465.0	683.8	232.5	506.0	3514.7	1531.7	369.2	588.1	533.4
67.5°	355.6	369.2	382.9	547.0	218.8	218.8	465.0	382.9	259.8	533.4	465.0
70°	205.1	218.8	259.8	328.2	218.8	177.8	205.1	314.5	218.8	533.4	465.0
72.5°	123.1	123.1	123.1	136.8	218.8	150.4	136.8	259.8	191.5	492.3	465.0
75°	95.7	95.7	95.7	82.1	191.5	95.7	95.7	205.1	164.1	355.6	355.6
77.5°	82.1	82.1	82.1	68.4	109.4	82.1	82.1	150.4	150.4	177.8	205.1
80°	54.7	54.7	54.7	54.7	68.4	68.4	54.7	82.1	68.4	82.1	95.7
82.5°	27.4	41.0	41.0	27.4	41.0	41.0	41.0	54.7	41.0	54.7	54.7
85°	13.7	13.7	13.7	13.7	13.7	13.7	13.7	27.4	13.7	13.7	27.4
87.5°	0.0	0.0	0.0	0.0	0.0	0.0	0.0	0.0	0.0	0.0	0.0
90°	0.0	0.0	0.0	0.0	0.0	0.0	0.0	0.0	0.0	0.0	0.0



REPORT NUMBER: P980982  
 CATALOG NUMBER: NFFLD-L-C100-7050-66

**CANDELA DISTRIBUTION (continued):**

	95°	105°	115°	125°	135°	145°	155°	165°	175°	180°
0°	17108.3	17108.3	17108.3	17108.3	17108.3	17108.3	17108.3	17108.3	17108.3	17108.3
2.5°	17094.6	17163.0	17258.7	17409.2	17463.9	17559.6	17641.6	17710.0	17710.0	17682.7
5°	17313.4	17504.9	17764.7	17997.2	18079.3	18175.0	18216.0	18284.4	18270.7	18257.1
7.5°	17504.9	17805.8	18079.3	18243.4	18216.0	18092.9	18010.9	17901.5	17860.5	17887.8
10°	17655.3	17928.8	18051.9	17942.5	17614.3	17327.1	16957.9	16711.7	16588.6	16629.6
12.5°	17710.0	17805.8	17696.3	17094.6	16684.3	16410.8	16110.0	15945.9	15877.5	15891.2
15°	17723.7	17504.9	16903.2	16451.9	16151.0	15809.1	15562.9	15412.5	15412.5	15426.2
17.5°	17436.5	16903.2	16383.5	16041.6	15617.6	15262.1	15125.3	15070.6	14728.7	14783.4
20°	17176.7	16410.8	16123.6	15590.3	15084.3	14851.8	14058.6	13976.6	13990.2	14003.9
22.5°	16629.6	16055.3	15795.4	15098.0	14523.6	13880.8	13771.4	13689.4	13703.0	13703.0
25°	15877.5	15549.3	15193.7	14468.9	13771.4	13648.3	13566.3	13456.9	13402.2	13415.9
27.5°	15453.5	15043.3	14386.8	13771.4	13320.1	13374.8	13279.1	13115.0	13115.0	13128.7
30°	14920.2	14523.6	13648.3	12923.5	12964.6	13046.6	12814.1	12732.1	12691.0	12691.0
32.5°	14263.7	13716.7	12950.9	12267.1	12513.3	12485.9	12198.7	12226.1	12253.4	12226.1
35°	13771.4	13060.3	12417.5	12048.3	11952.6	11843.2	11692.7	11788.4	11829.5	11802.1
37.5°	13648.3	12800.4	12130.3	11870.5	11501.3	11296.1	11337.1	11432.9	11487.6	11473.9
40°	13607.3	12540.6	11884.2	11610.7	11118.3	10940.6	10995.3	11186.7	11255.1	11241.4
42.5°	13552.6	12362.8	11733.7	11405.5	10721.7	10598.7	10858.5	11036.3	11050.0	11036.3
45°	13265.4	12171.4	11638.0	10981.6	10120.0	10270.4	10598.7	10694.4	10530.3	10461.9
47.5°	12595.3	11815.8	11350.8	10461.9	9627.7	9914.9	9955.9	8916.6	8314.8	8178.1
50°	12403.9	11829.5	11022.6	9846.5	9326.8	9614.0	7822.5	5976.3	5224.1	5073.7
52.5°	12349.2	11692.7	11145.7	9203.7	9217.4	8109.7	4936.9	2926.6	2352.2	2242.8
55°	12485.9	12294.4	11350.8	8820.8	8574.7	5278.8	2297.5	1381.2	1422.3	1381.2
57.5°	9422.6	10284.1	11597.0	8219.1	6263.5	2543.7	1449.6	1340.2	1244.5	1217.1
60°	5880.5	6701.1	8492.6	7070.3	3213.8	1518.0	1477.0	1244.5	1203.5	1189.8
62.5°	1941.9	2981.3	4868.5	4649.7	888.9	1504.3	1490.7	1107.7	1107.7	1107.7
65°	492.3	506.0	1340.2	1600.1	656.4	1340.2	1422.3	1039.4	1012.0	1053.0
67.5°	423.9	382.9	711.1	629.1	547.0	929.9	1244.5	998.3	943.6	943.6
70°	423.9	451.3	697.5	588.1	341.9	506.0	902.6	615.4	547.0	506.0
72.5°	396.6	437.6	615.4	533.4	232.5	246.2	396.6	205.1	191.5	164.1
75°	341.9	355.6	478.6	478.6	246.2	123.1	164.1	136.8	136.8	123.1
77.5°	232.5	177.8	273.5	341.9	177.8	82.1	68.4	68.4	68.4	54.7
80°	123.1	68.4	68.4	54.7	68.4	68.4	41.0	54.7	54.7	41.0
82.5°	68.4	41.0	41.0	27.4	27.4	41.0	27.4	27.4	27.4	27.4
85°	27.4	27.4	13.7	13.7	13.7	27.4	13.7	13.7	13.7	13.7
87.5°	0.0	0.0	0.0	0.0	0.0	0.0	0.0	0.0	13.7	13.7
90°	0.0	0.0	0.0	0.0	0.0	0.0	0.0	0.0	0.0	0.0

Cooper Lighting Solutions Photometric Lab  
1121 Highway 74 South  
Peachtree City, GA 30269



LM-79-2019: Approved Method: Electrical and Photometric Measurements of Solid-State Lighting Products

Report Prepared for

Cooper Lighting Solutions

Lumark

Report Number: SP1-2501-319-12

Test Date: 02/05/2025

Luminaire Tested: NFFLD-C55-7060-66

Data in this report applies to families of products including NFFLD-C55-7060-66

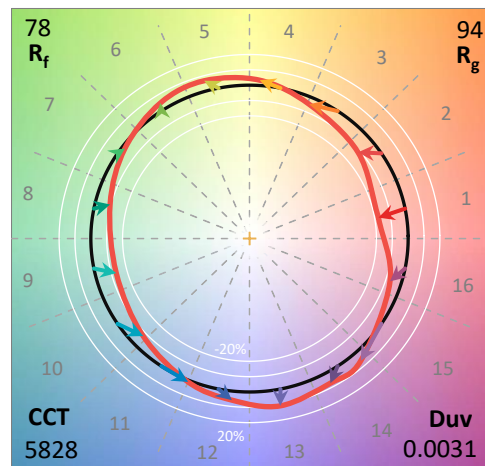
**Test Information**

Test Method: LM-79-2019  
 Report Number: SP1-2501-319-12  
 Test Lab: COOPER LIGHTING SOLUTIONS  
 Photometer: SP1 - 76IN SPHERE  
 Measurement Geometry: 4π  
 Issue Date: 02/06/2025  
 Manufacturer: COOPER LIGHTING SOLUTIONS  
 Product Line: Lumark  
 Catalog Number: **NFFLD-C55-7060-66**  
 Description: LUMARK NIGHT FALCON 16900LM NEMA 6

**Spectral Parameters**

CCT (K): 5828  
 CIE u': 0.2021  
 CIE v': 0.4762  
 Duv: 0.0031  
 CIE x: 0.3252  
 CIE y: 0.3405  
 CIE z: 0.3343  
 Peak Wavelength (nm): 449  
 Dominant Wavelength (nm): 503  
 Purity: 2.477017  
 Rf: 78  
 Rg: 93.6

CRI (Ra):	76.1		
R1:	72.5	R9:	-29.6
R2:	81.4	R10:	56.3
R3:	88.0	R11:	74.3
R4:	76.1	R12:	56.2
R5:	74.8	R13:	74.3
R6:	75.0	R14:	93.5
R7:	82.7	R15:	65.1
R8:	58.0		



**Test Conditions**

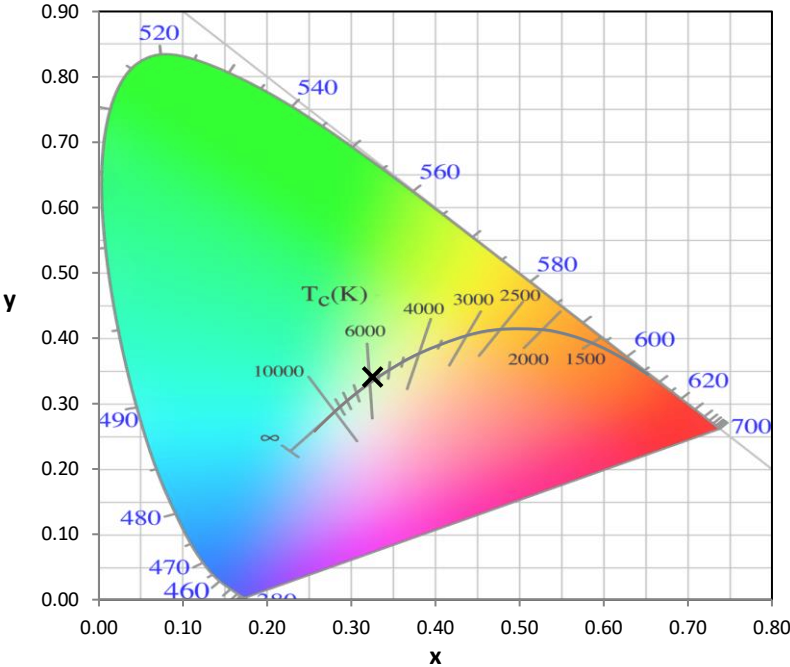
Stabilization Time: 40M  
 Operation Time: 1H 40M  
 Sphere Temperature (°C): 25.0

REPORT NUMBER: SP1-2501-319-12

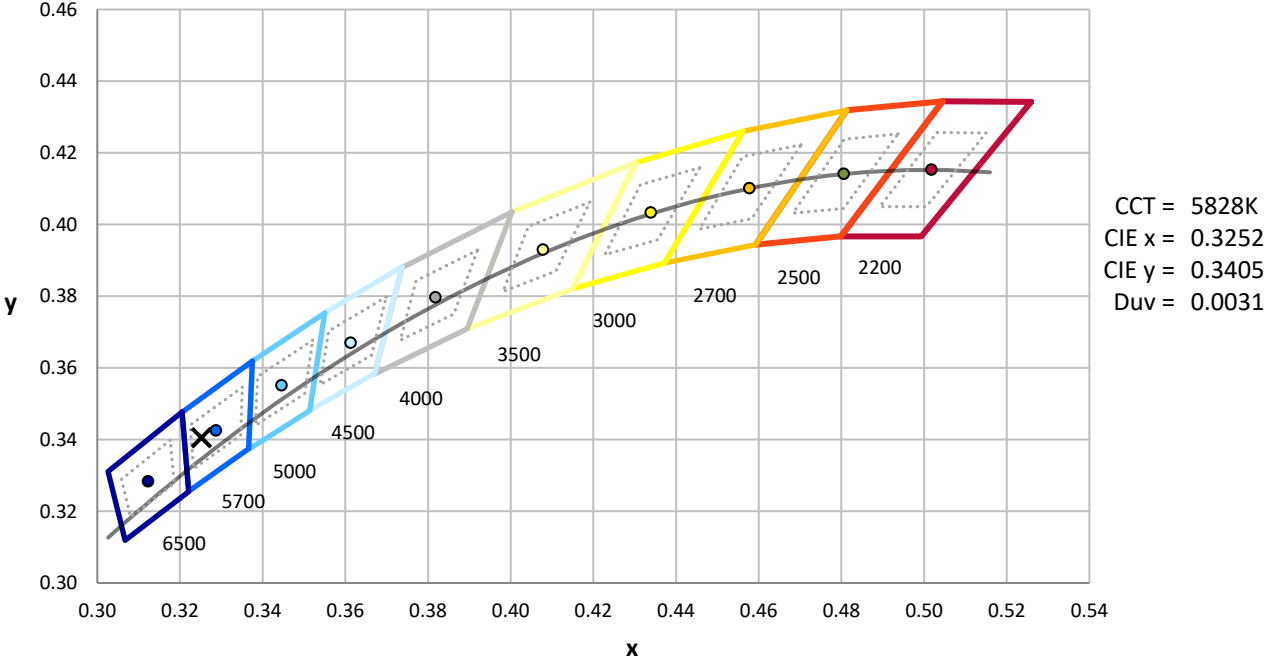
Measurement and Test Equipment			
Instrument	Identification Number	Calibration Date	Calibration Due Date
Photometer	IN0058	12/16/2024	6/16/2025
Power Meter	INXT2011004	1/21/2025	1/21/2026
AC Power Source	IN0063	10/22/2024	10/22/2025
DC Power Source	IN0208	10/22/2024	10/22/2025
Sphere Thermometer	IN0085	10/22/2024	10/22/2025
Room Thermometer	IN0046	10/22/2024	10/22/2025

REPORT NUMBER: SP1-2501-319-12

CIE 1931 Chromaticity Diagram



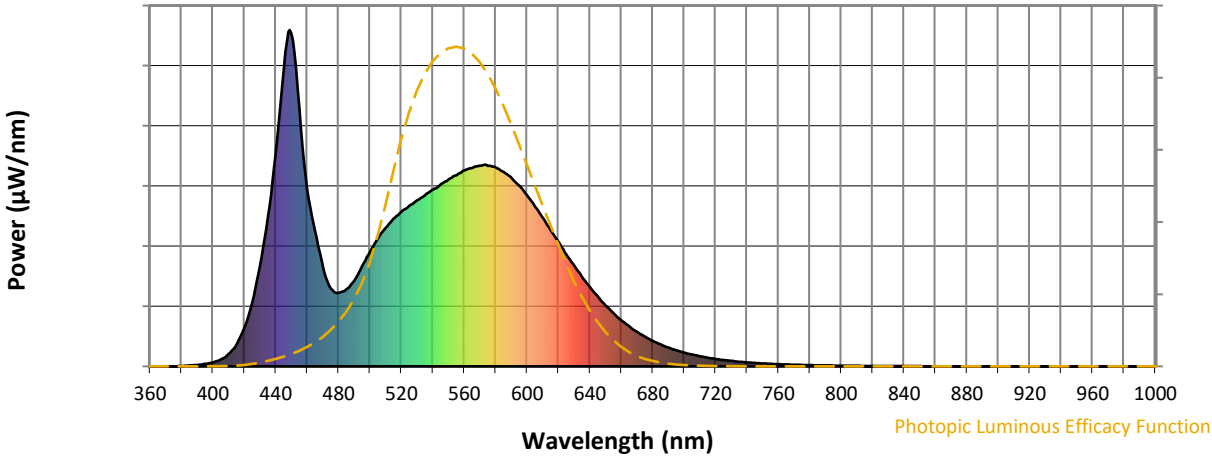
CIE 1931 Chromaticity Diagram with 2017 ANSI 7-Step and 4-Step Quadrangles



Point lies inside the ANSI 5700K 4-step quadrangle

REPORT NUMBER: SP1-2501-319-12

**Photopic Flux vs. Wavelength**

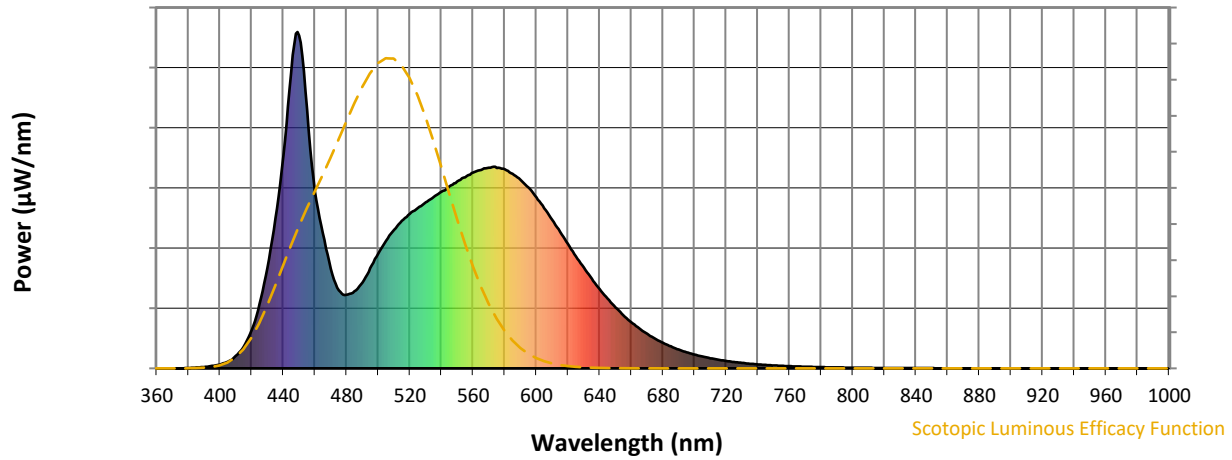


**Photopic Lumens: NR**

λ (nm)	Power W <sup>^</sup> /nm	Lumens (φ/nm)	λ (nm)	Power W <sup>^</sup> /nm	Lumens (φ/nm)	λ (nm)	Power W <sup>^</sup> /nm	Lumens (φ/nm)	λ (nm)	Power W <sup>^</sup> /nm	Lumens (φ/nm)	λ (nm)	Power W <sup>^</sup> /nm	Lumens (φ/nm)
360	0	NR	490	255	NR	620	370	NR	750	9	NR	880	0	NR
365	0	NR	495	298	NR	625	333	NR	755	8	NR	885	0	NR
370	0	NR	500	340	NR	630	300	NR	760	7	NR	890	0	NR
375	0	NR	505	380	NR	635	267	NR	765	6	NR	895	0	NR
380	1	NR	510	412	NR	640	236	NR	770	5	NR	900	0	NR
385	2	NR	515	439	NR	645	208	NR	775	4	NR	905	0	NR
390	4	NR	520	459	NR	650	181	NR	780	4	NR	910	0	NR
395	7	NR	525	477	NR	655	158	NR	785	3	NR	915	0	NR
400	12	NR	530	494	NR	660	137	NR	790	3	NR	920	0	NR
405	20	NR	535	509	NR	665	119	NR	795	2	NR	925	0	NR
410	37	NR	540	525	NR	670	102	NR	800	2	NR	930	0	NR
415	65	NR	545	541	NR	675	88	NR	805	2	NR	935	0	NR
420	114	NR	550	555	NR	680	76	NR	810	2	NR	940	0	NR
425	191	NR	555	568	NR	685	65	NR	815	1	NR	945	0	NR
430	299	NR	560	582	NR	690	56	NR	820	1	NR	950	0	NR
435	445	NR	565	589	NR	695	48	NR	825	1	NR	955	0	NR
440	633	NR	570	597	NR	700	41	NR	830	1	NR	960	0	NR
445	878	NR	575	595	NR	705	35	NR	835	1	NR	965	0	NR
450	989	NR	580	592	NR	710	30	NR	840	1	NR	970	0	NR
455	770	NR	585	578	NR	715	26	NR	845	1	NR	975	0	NR
460	528	NR	590	561	NR	720	22	NR	850	1	NR	980	0	NR
465	403	NR	595	537	NR	725	19	NR	855	1	NR	985	0	NR
470	296	NR	600	508	NR	730	16	NR	860	0	NR	990	0	NR
475	232	NR	605	476	NR	735	14	NR	865	0	NR	995	0	NR
480	219	NR	610	441	NR	740	12	NR	870	0	NR	1000	0	NR
485	230	NR	615	405	NR	745	10	NR	875	0	NR			

REPORT NUMBER: SP1-2501-319-12

**Scotopic Flux vs. Wavelength**



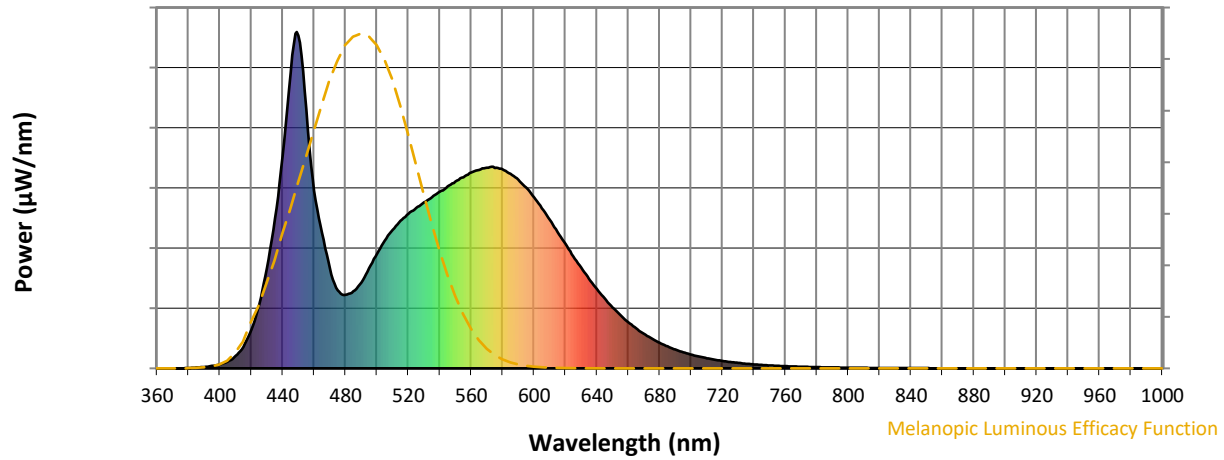
**Scotopic Lumens: NR**

**S/P: 2.03**

λ (nm)	Power W <sup>^</sup> /nm	Lumens (φ/nm)	λ (nm)	Power W <sup>^</sup> /nm	Lumens (φ/nm)	λ (nm)	Power W <sup>^</sup> /nm	Lumens (φ/nm)	λ (nm)	Power W <sup>^</sup> /nm	Lumens (φ/nm)	λ (nm)	Power W <sup>^</sup> /nm	Lumens (φ/nm)
360	0	NR	490	255	NR	620	370	NR	750	9	NR	880	0	NR
365	0	NR	495	298	NR	625	333	NR	755	8	NR	885	0	NR
370	0	NR	500	340	NR	630	300	NR	760	7	NR	890	0	NR
375	0	NR	505	380	NR	635	267	NR	765	6	NR	895	0	NR
380	1	NR	510	412	NR	640	236	NR	770	5	NR	900	0	NR
385	2	NR	515	439	NR	645	208	NR	775	4	NR	905	0	NR
390	4	NR	520	459	NR	650	181	NR	780	4	NR	910	0	NR
395	7	NR	525	477	NR	655	158	NR	785	3	NR	915	0	NR
400	12	NR	530	494	NR	660	137	NR	790	3	NR	920	0	NR
405	20	NR	535	509	NR	665	119	NR	795	2	NR	925	0	NR
410	37	NR	540	525	NR	670	102	NR	800	2	NR	930	0	NR
415	65	NR	545	541	NR	675	88	NR	805	2	NR	935	0	NR
420	114	NR	550	555	NR	680	76	NR	810	2	NR	940	0	NR
425	191	NR	555	568	NR	685	65	NR	815	1	NR	945	0	NR
430	299	NR	560	582	NR	690	56	NR	820	1	NR	950	0	NR
435	445	NR	565	589	NR	695	48	NR	825	1	NR	955	0	NR
440	633	NR	570	597	NR	700	41	NR	830	1	NR	960	0	NR
445	878	NR	575	595	NR	705	35	NR	835	1	NR	965	0	NR
450	989	NR	580	592	NR	710	30	NR	840	1	NR	970	0	NR
455	770	NR	585	578	NR	715	26	NR	845	1	NR	975	0	NR
460	528	NR	590	561	NR	720	22	NR	850	1	NR	980	0	NR
465	403	NR	595	537	NR	725	19	NR	855	1	NR	985	0	NR
470	296	NR	600	508	NR	730	16	NR	860	0	NR	990	0	NR
475	232	NR	605	476	NR	735	14	NR	865	0	NR	995	0	NR
480	219	NR	610	441	NR	740	12	NR	870	0	NR	1000	0	NR
485	230	NR	615	405	NR	745	10	NR	875	0	NR			

REPORT NUMBER: SP1-2501-319-12

Melanopic Flux vs. Wavelength



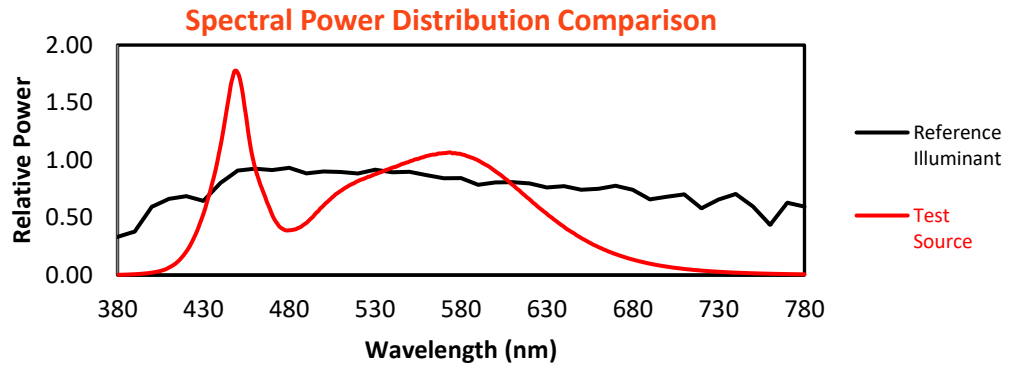
Melanopic Lumens: NR

M/P: 4.34

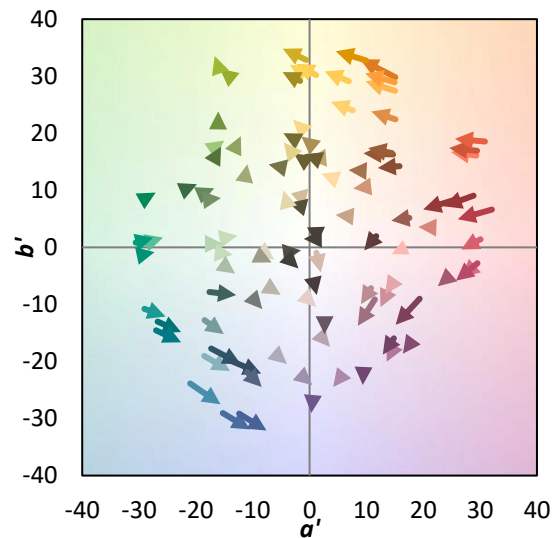
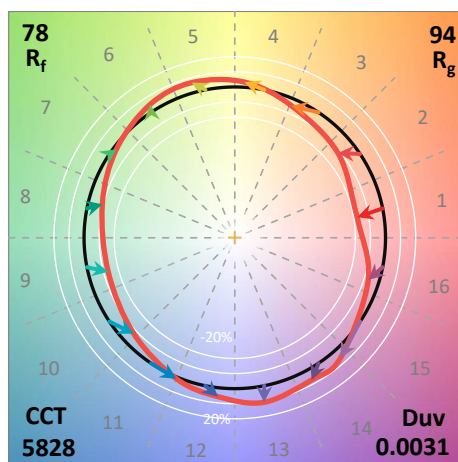
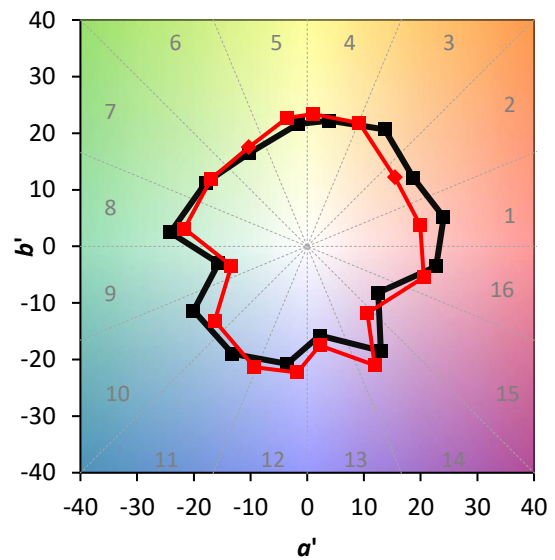
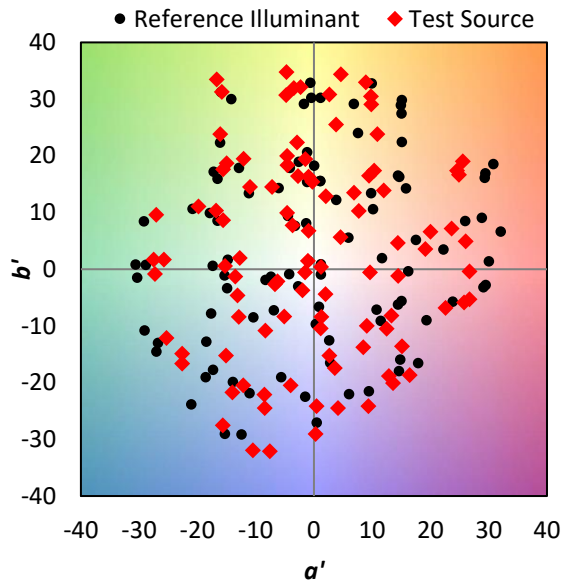
λ (nm)	Power W <sup>^</sup> /nm	Lumens (φ/nm)	λ (nm)	Power W <sup>^</sup> /nm	Lumens (φ/nm)	λ (nm)	Power W <sup>^</sup> /nm	Lumens (φ/nm)	λ (nm)	Power W <sup>^</sup> /nm	Lumens (φ/nm)	λ (nm)	Power W <sup>^</sup> /nm	Lumens (φ/nm)
360	0	NR	490	255	NR	620	370	NR	750	9	NR	880	0	NR
365	0	NR	495	298	NR	625	333	NR	755	8	NR	885	0	NR
370	0	NR	500	340	NR	630	300	NR	760	7	NR	890	0	NR
375	0	NR	505	380	NR	635	267	NR	765	6	NR	895	0	NR
380	1	NR	510	412	NR	640	236	NR	770	5	NR	900	0	NR
385	2	NR	515	439	NR	645	208	NR	775	4	NR	905	0	NR
390	4	NR	520	459	NR	650	181	NR	780	4	NR	910	0	NR
395	7	NR	525	477	NR	655	158	NR	785	3	NR	915	0	NR
400	12	NR	530	494	NR	660	137	NR	790	3	NR	920	0	NR
405	20	NR	535	509	NR	665	119	NR	795	2	NR	925	0	NR
410	37	NR	540	525	NR	670	102	NR	800	2	NR	930	0	NR
415	65	NR	545	541	NR	675	88	NR	805	2	NR	935	0	NR
420	114	NR	550	555	NR	680	76	NR	810	2	NR	940	0	NR
425	191	NR	555	568	NR	685	65	NR	815	1	NR	945	0	NR
430	299	NR	560	582	NR	690	56	NR	820	1	NR	950	0	NR
435	445	NR	565	589	NR	695	48	NR	825	1	NR	955	0	NR
440	633	NR	570	597	NR	700	41	NR	830	1	NR	960	0	NR
445	878	NR	575	595	NR	705	35	NR	835	1	NR	965	0	NR
450	989	NR	580	592	NR	710	30	NR	840	1	NR	970	0	NR
455	770	NR	585	578	NR	715	26	NR	845	1	NR	975	0	NR
460	528	NR	590	561	NR	720	22	NR	850	1	NR	980	0	NR
465	403	NR	595	537	NR	725	19	NR	855	1	NR	985	0	NR
470	296	NR	600	508	NR	730	16	NR	860	0	NR	990	0	NR
475	232	NR	605	476	NR	735	14	NR	865	0	NR	995	0	NR
480	219	NR	610	441	NR	740	12	NR	870	0	NR	1000	0	NR
485	230	NR	615	405	NR	745	10	NR	875	0	NR			

**Summary**

$R_f = 78$   
 $R_g = 93.6$   
 $CIE R_a = 76.1$   
 $R_9 = -29.6$

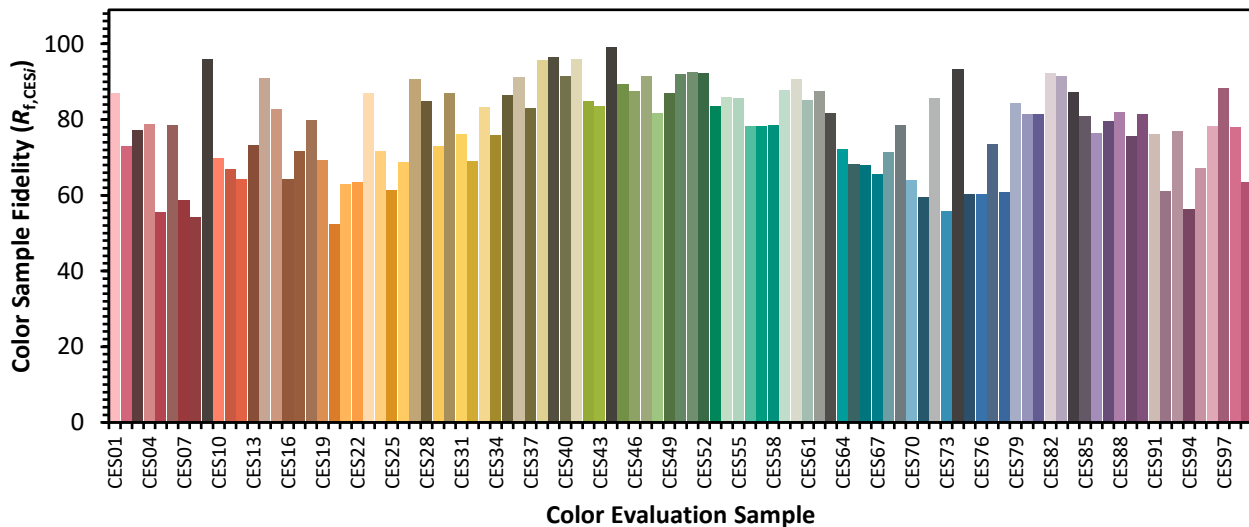


**Color Vector Graphics**

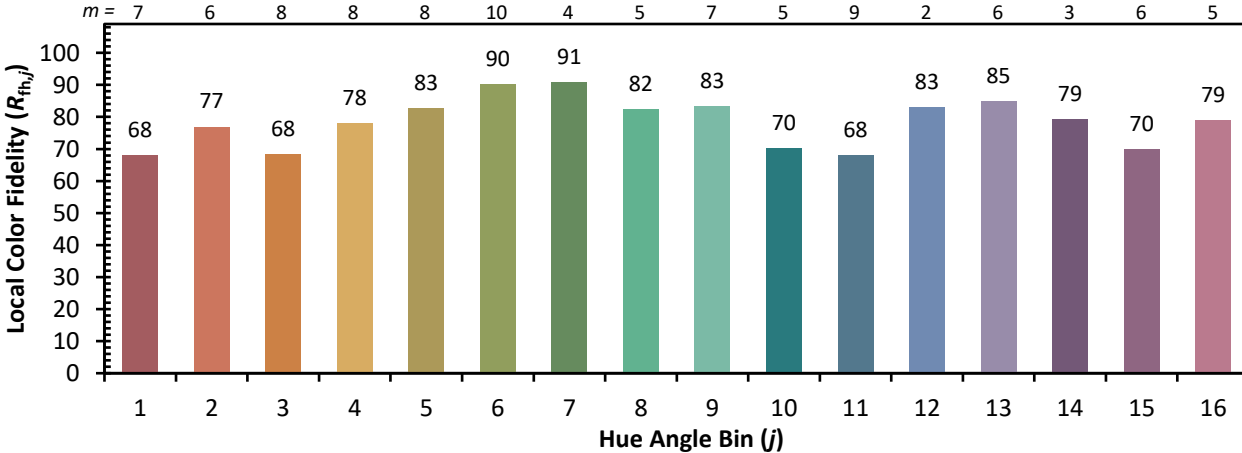
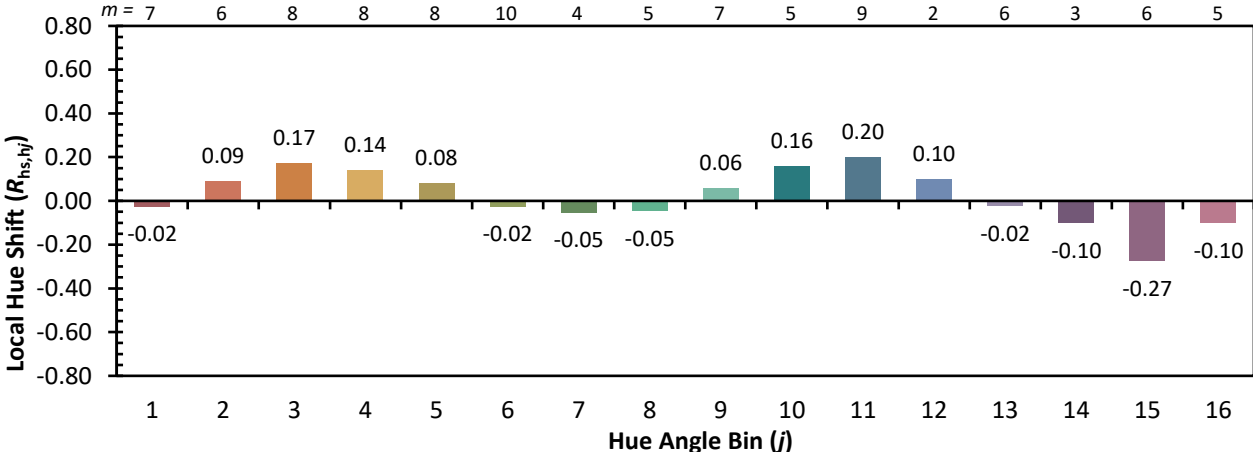
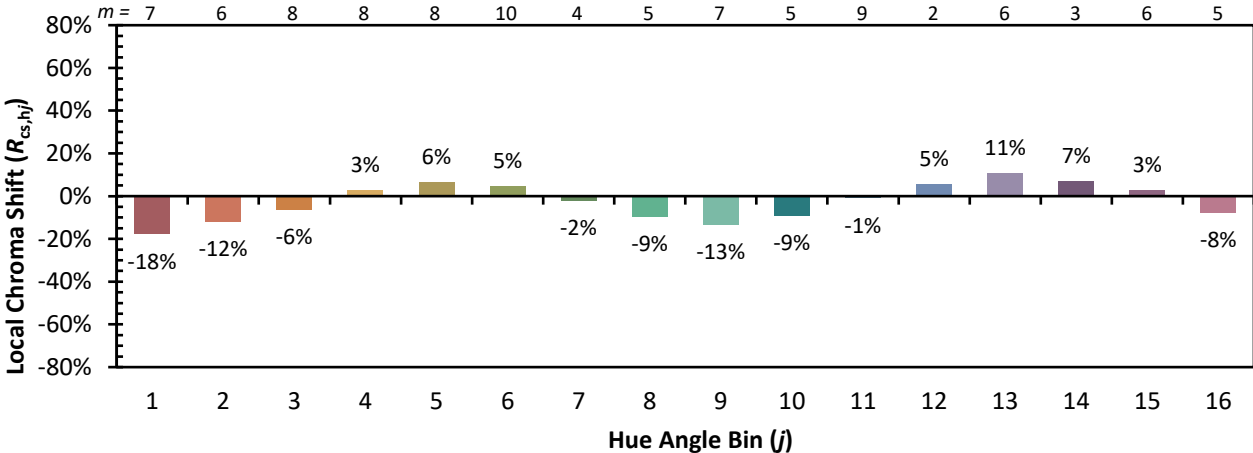


**Individual Sample Fidelity Index ( $R_{f,i}$ )**

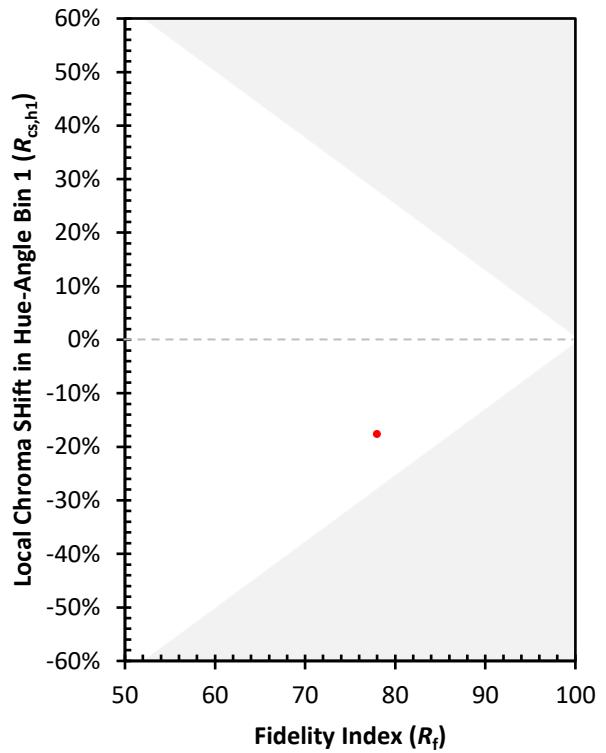
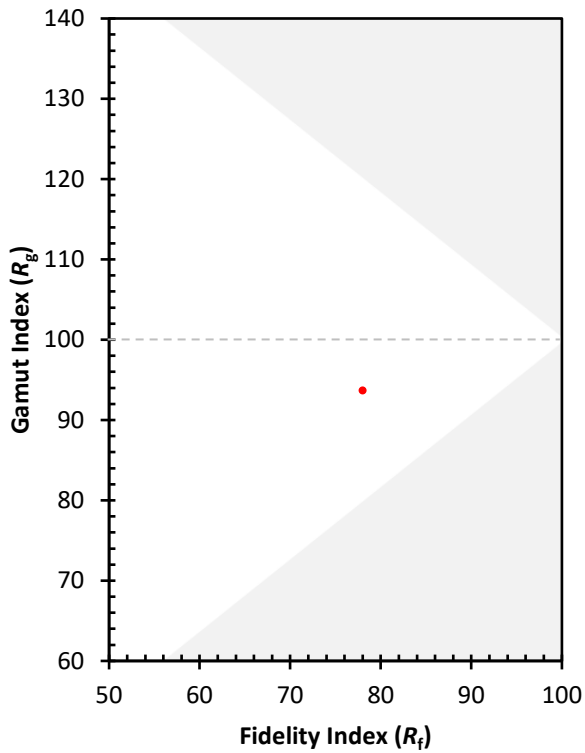
CES01 = 85	CES26 = 69	CES51 = 92	CES76 = 60
CES02 = 59	CES27 = 91	CES52 = 92	CES77 = 73
CES03 = 30	CES28 = 85	CES53 = 84	CES78 = 61
CES04 = 68	CES29 = 73	CES54 = 86	CES79 = 84
CES05 = 45	CES30 = 87	CES55 = 86	CES80 = 82
CES06 = 50	CES31 = 76	CES56 = 78	CES81 = 81
CES07 = 38	CES32 = 69	CES57 = 78	CES82 = 92
CES08 = 37	CES33 = 83	CES58 = 79	CES83 = 92
CES09 = 29	CES34 = 76	CES59 = 88	CES84 = 87
CES10 = 72	CES35 = 87	CES60 = 91	CES85 = 81
CES11 = 55	CES36 = 91	CES61 = 85	CES86 = 76
CES12 = 61	CES37 = 83	CES62 = 88	CES87 = 80
CES13 = 41	CES38 = 96	CES63 = 82	CES88 = 82
CES14 = 74	CES39 = 96	CES64 = 72	CES89 = 76
CES15 = 70	CES40 = 92	CES65 = 68	CES90 = 81
CES16 = 45	CES41 = 96	CES66 = 68	CES91 = 76
CES17 = 48	CES42 = 85	CES67 = 65	CES92 = 61
CES18 = 55	CES43 = 83	CES68 = 71	CES93 = 77
CES19 = 70	CES44 = 99	CES69 = 78	CES94 = 56
CES20 = 63	CES45 = 89	CES70 = 64	CES95 = 67
CES21 = 85	CES46 = 88	CES71 = 59	CES96 = 78
CES22 = 77	CES47 = 91	CES72 = 86	CES97 = 88
CES23 = 91	CES48 = 82	CES73 = 56	CES98 = 78
CES24 = 90	CES49 = 87	CES74 = 93	CES99 = 64
CES25 = 71	CES50 = 92	CES75 = 60	



Color Rendition by Hue-Angle Bin



Measure Comparisons



(END OF REPORT)